


Numatic INTERNATIONAL

TT/TTQ-1535







OPERATING
INSTRUCTIONS

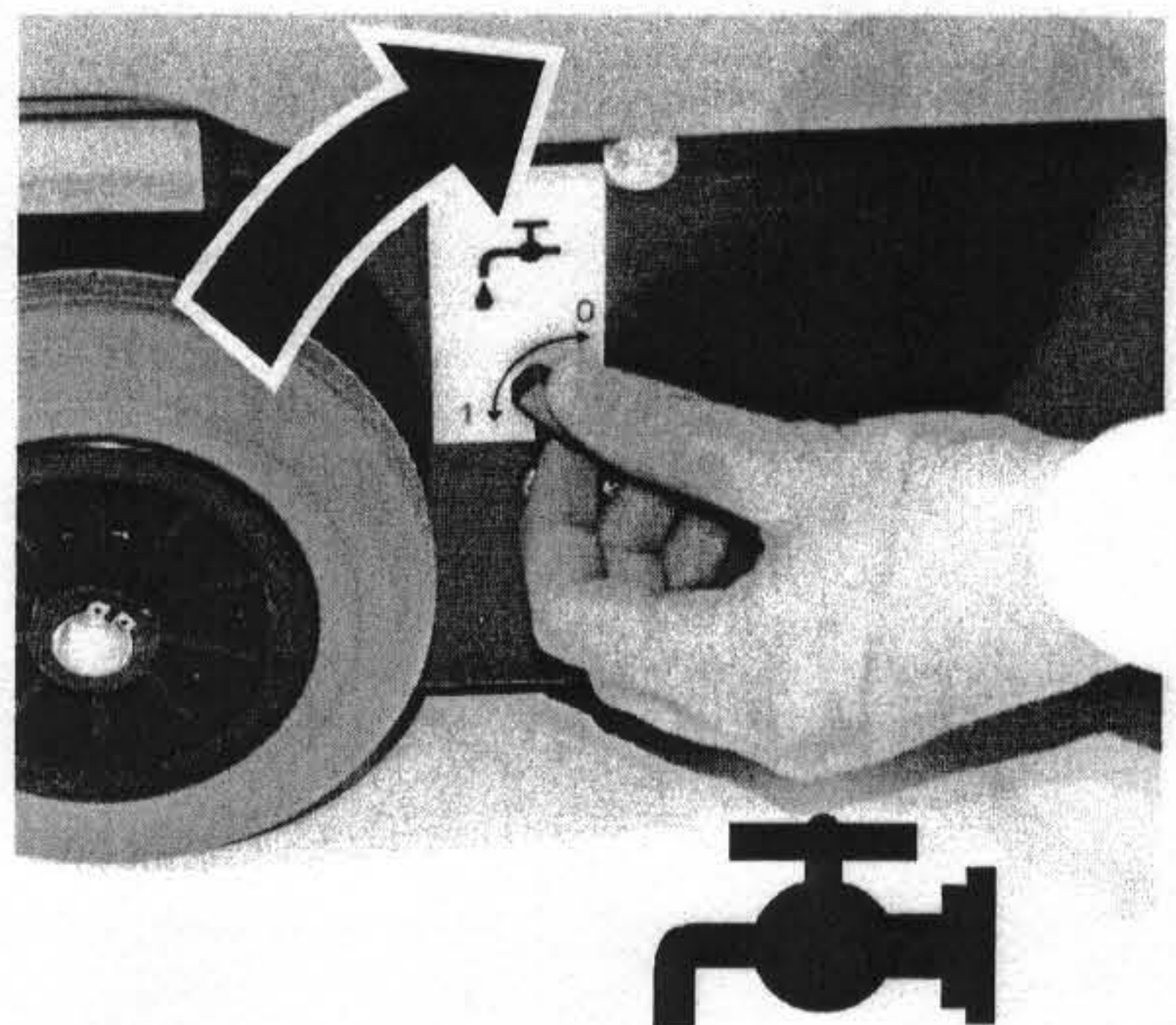



SPARE
PARTS
MANUAL











Numatic Twintec



MAINS OPERATED MACHINES




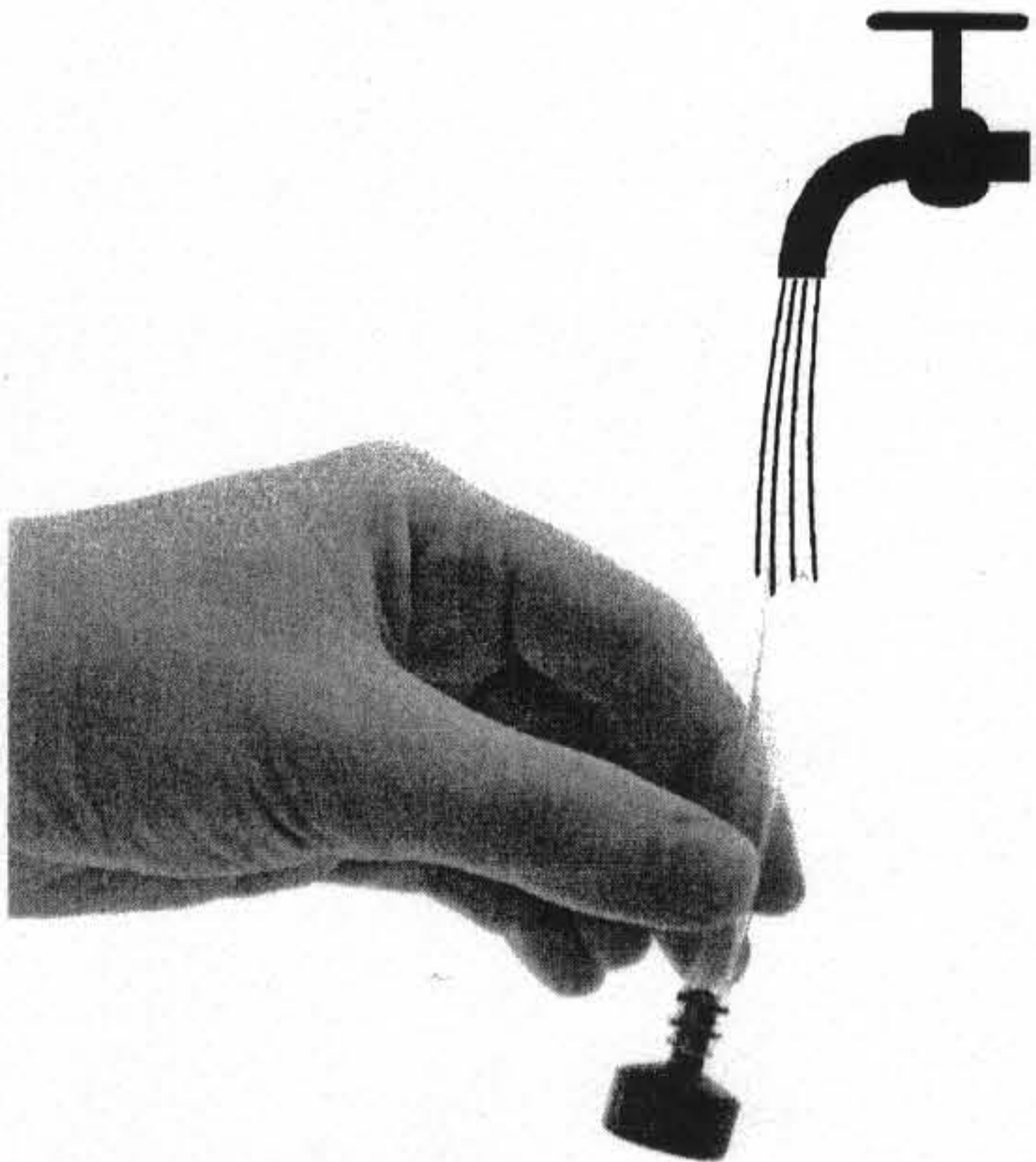
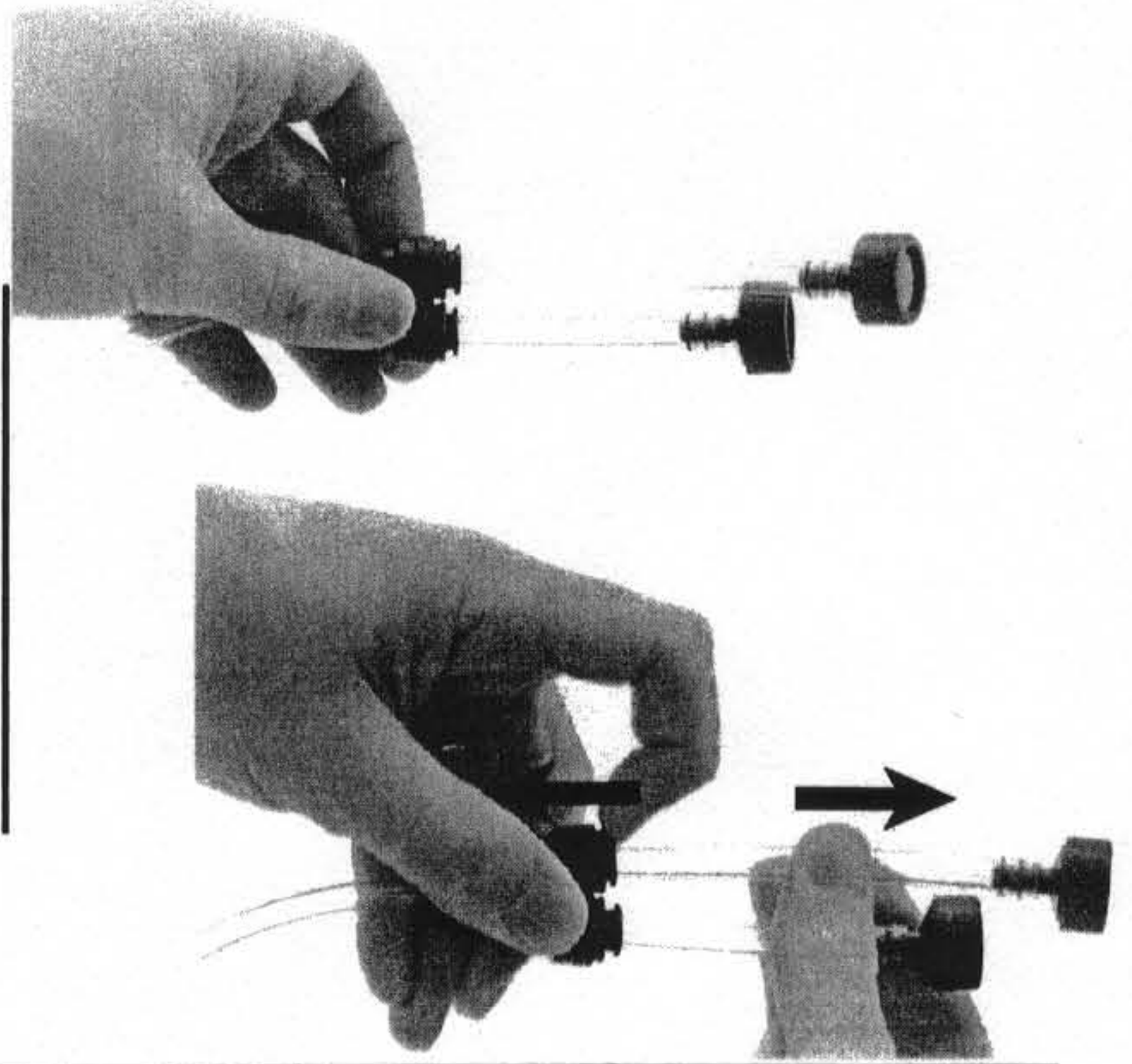









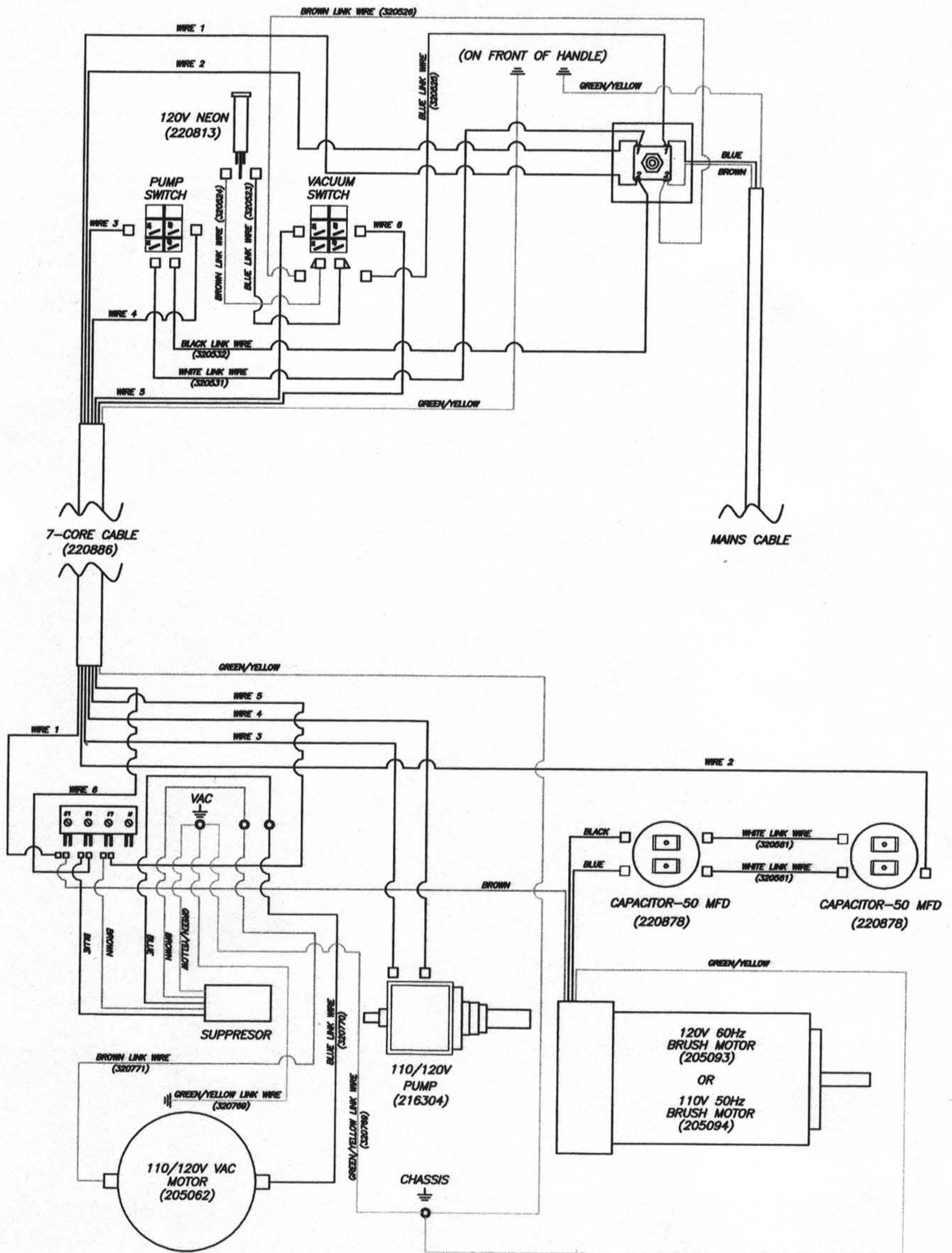








TT-1535 100-120V



Numatic Twintec

CAUTION:

Read the instruction manual before using the appliance.

WARNING:

As with all electrical equipment care and attention must be exercised at all times during its use, in addition to ensuring that routine and preventative maintenance is carried out periodically in order to ensure its safe operation. Failure to carry out maintenance as necessary, including the replacement of parts to the correct standard could render this equipment unsafe and the manufacturer can accept no responsibility or liability in this respect.

When ordering spare parts always quote the Model Number / Serial Number specified on the Rating Plate.

NOTE:

This machine is also suitable for commercial use, for example in hotels, schools, hospitals, factories, shops and offices for other than normal housekeeping purposes.

CAUTION:

This machine is not suitable for picking up hazardous dust.

CAUTION:

Do not use on surfaces having a gradient exceeding that marked on the appliance.

CAUTION:

The machine is not to be stored outdoors in wet conditions.

DO'S AND DON'TS:

- DO ensure only competent persons unpack/assemble the machine.
- DO keep your machine clean.
- DO keep your brushes in good condition.
- DO replace any worn or damaged parts immediately.
- DO Regularly examine the power cord for damage, such as cracking or ageing. If damage is found, replace the cord before further use.
- DO Only replace the power cord with the correct Numatic approved replacement part.
- DO ensure that the work area is clear of obstructions and / or people.
- DO ensure that the working area is well illuminated.
- DO pre-sweep the area to be cleaned.

- DON'T use steam cleaners or pressure washers to clean the machine or use in the rain.
- DON'T attempt machine maintenance or cleaning unless the power plug has been removed from the supply outlet.
- DON'T allow any inexperienced repairs. Call the experts
- DON'T strain cable or try to unplug by pulling on cable.
- DON'T leave the brushpad on the machine when not in use.
- DON'T allow the machine to be used by inexperienced or unauthorised operators or without appropriate training.
- DON'T use the machine without the solution tanks properly positioned on the machine, as shown in the instructions.
- DON'T expect the machine to provide trouble-free, reliable operation unless maintained correctly.
- DON'T run the machine over power cable during operation.
- DON'T lift or pull the machine by any of the operating triggers - Use the main handle.
- DON'T remove the handle from the machine except for service and repair.

WARNING:

Only use brushes provided with the appliance or those specified in the instruction manual. The use of other brushes may impair safety. A full range of brushes and accessories are available for this product. Only use brushes or pads which are suitable for the correct operation of the machine for the specific task being performed.

WARNING:

It is essential that this equipment is correctly assembled and operated in accordance with current safety regulations. When using the equipment always ensure that all necessary precautions are taken to guarantee the safety of the operator and any other persons who may be affected. Wear non-slip footwear when Scrubbing. Use a respiratory mask in dusty environments. When cleaning, servicing or maintaining the machine, replacing parts or converting to another function the power source shall be switched off. Mains operated machines shall be disconnected by removing the power plug.

VIBRATION

The operators arms are subject to a vibration level of $<2.5\text{m/s}^2$ when using the machine.

NOTE:

In some applications, noise or vibration levels may exceed the figures stated. If noise levels exceed 85dB(A) appropriate ear protection must be used.